

Month 8 Letter Home

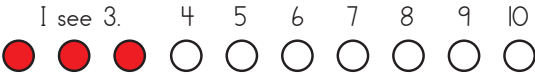
Dear Family Member:

During this month, students will work on the following:

- Fluently add and subtract within 5 and find the partitions of 10.

counting up

I see 3. 4 5 6 7 8 9 10

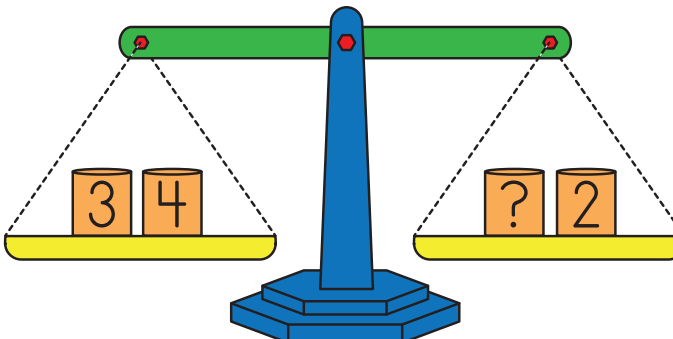


I counted up 7 more to get to 10.

$$3 + 7 = 10$$


MBLH

- Compare objects to find which is heavier using a two-pan balance.
- Represent and solve comparison problems using a two-pan balance and counting strategies.

$$\boxed{3} + \boxed{4} = \boxed{?} + \boxed{2}$$


MBLH

- Use counting strategies and models to solve join problems and organize a collection into equal size groups.

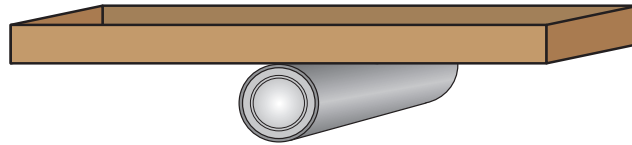


$$2 + 2 + 2 = 6$$

MBLH

You can help your child by providing mathematics opportunities at home.

- **Cover Up.** Place 10 pennies, buttons, or other small objects in a row. Count the objects. Then cover 1 to 10 of the objects with a piece of paper. Ask, “How many are hiding?”
- **Which is Heavier?** Construct a seesaw using a shoebox lid and a soup can. Place clay or other material on either side of the can to prevent it from rolling. Ask your child to predict which of two objects (for example, a pen and a book) is heavier. Then, have your child place the objects on opposite sides of the shoebox lid to see which object is heavier.



MBLH

- **Let's Share Equally.** Give your child opportunities to make equal size groups. For example, share 12 pennies equally among 3 children. How many pennies will each child get? Provide problems with leftovers, such as 13 pennies shared between 2 children.

Please feel free to contact me with any questions, concerns, or comments.

Sincerely,